

This information is intended for U.S. residents only.

**MAVIK®**  
(Trandolapril Tablets)

**Rx only**

- [BOX WARNING](#)
- [DESCRIPTION](#)
- [CLINICAL PHARMACOLOGY](#)
- [INDICATIONS AND USAGE](#)
- [CONTRAINDICATIONS](#)
- [WARNINGS](#)
- [PRECAUTIONS](#)
- [INFORMATION FOR PATIENTS](#)
- [DRUG INTERACTIONS](#)
- [ADVERSE REACTIONS](#)
- [OVERDOSAGE](#)
- [DOSAGE AND ADMINISTRATION](#)
- [HOW SUPPLIED](#)



**BOXED WARNING**

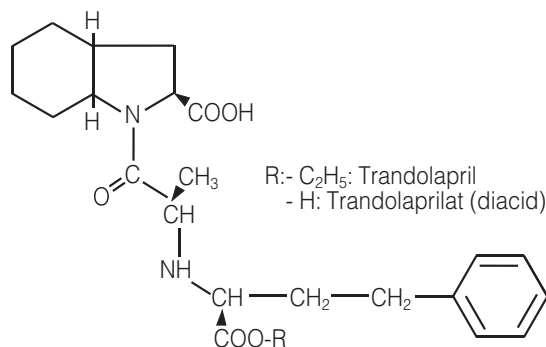
**USE IN PREGNANCY**

When used in pregnancy during the second and third trimesters, ACE inhibitors can cause injury and even death to the developing fetus. When pregnancy is detected, MAVIK® should be discontinued as soon as possible. See WARNINGS - Fetal/Neonatal Morbidity and Mortality.



**DESCRIPTION**

Trandolapril is the ethyl ester prodrug of a nonsulfhydryl angiotensin converting enzyme (ACE) inhibitor, trandolaprilat. Trandolapril is chemically described as (2S,3aR,7aS)-1-[(S)-N-[(S)-1-Carboxy-3-phenylpropyl]alanyl] hexahydro-2-indolinecarboxylic acid, 1-ethyl ester. Its empirical formula is C<sub>24</sub>H<sub>34</sub>N<sub>2</sub>O<sub>5</sub> and its structural formula is



M.W.=430.54

Melting Point=125°C

Trandolapril is a colorless, crystalline substance that is soluble (>100 mg/mL) in chloroform, dichloromethane, and methanol. MAVIK tablets contain 1 mg, 2 mg, or 4 mg of trandolapril for oral administration. Each tablet also contains corn starch, croscarmellose sodium, hypromellose, iron oxide, lactose, povidone, sodium stearyl fumarate.



## CLINICAL PHARMACOLOGY

### Mechanism of Action:

Trandolapril is deesterified to the diacid metabolite, trandolaprilat, which is approximately eight times more active as an inhibitor of ACE activity. ACE is a peptidyl dipeptidase that catalyzes the conversion of angiotensin I to the vasoconstrictor, angiotensin II. Angiotensin II is a potent peripheral vasoconstrictor that also stimulates secretion of aldosterone by the adrenal cortex and provides negative feedback for renin secretion. The effect of trandolapril in hypertension appears to result primarily from the inhibition of circulating and tissue ACE activity thereby reducing angiotensin II formation, decreasing vasoconstriction, decreasing aldosterone secretion, and increasing plasma renin. Decreased aldosterone secretion leads to diuresis, natriuresis, and a small increase of serum potassium. In controlled clinical trials, treatment with MAVIK alone resulted in mean increases in potassium of 0.1 mEq/L. (See **PRECAUTIONS**.)

ACE is identical to kininase II, an enzyme that degrades bradykinin, a potent peptide vasodilator; whether increased levels of bradykinin play a role in the therapeutic effect of trandolapril remains to be elucidated.

While the principal mechanism of antihypertensive effect is thought to be through the renin-angiotensin-aldosterone system, trandolapril exerts antihypertensive actions even in patients with low-renin hypertension. MAVIK was an effective antihypertensive in all races studied. Both black patients (usually a predominantly low-renin group) and non-black patients responded to 2 to 4 mg of MAVIK.

### Pharmacokinetics and Metabolism:

**Pharmacokinetics** – Trandolapril's ACE-inhibiting activity is primarily due to its diacid metabolite, trandolaprilat. Cleavage of the ester group of trandolapril, primarily in the liver, is responsible for conversion. Absolute bioavailability after oral administration of trandolapril is about 10% as trandolapril and 70% as trandolaprilat. After oral trandolapril under fasting conditions, peak trandolapril levels occur at about one hour and peak trandolaprilat levels occur between 4 and 10 hours. The elimination half lives of trandolapril and trandolaprilat are about 6 and 10 hours, respectively, but, like all ACE inhibitors, trandolaprilat also has a prolonged terminal elimination phase, involving a small fraction of administered drug, probably representing binding to plasma and tissue ACE. During multiple dosing of trandolapril, there is no significant accumulation of trandolaprilat. Food slows absorption of trandolapril, but does not affect AUC or  $C_{max}$  of trandolaprilat or  $C_{max}$  of trandolapril.

**Metabolism and Excretion** – After oral administration of trandolapril, about 33% of parent drug and metabolites are recovered in urine, mostly as trandolaprilat, with about 66% in feces. The extent of the absorbed dose which is biliary excreted has not been determined. Plasma concentrations ( $C_{max}$  and AUC of trandolapril and  $C_{max}$  of trandolaprilat) are dose proportional over the 1-4 mg range, but the AUC of trandolaprilat is somewhat less than dose proportional. In addition to trandolaprilat, at least 7 other metabolites have been found, principally glucuronides or deesterification products.

Serum protein binding of trandolapril is about 80%, and is independent of concentration. Binding of trandolaprilat is concentration-dependent, varying from 65% at 1000 ng/mL to 94% at 0.1 ng/mL, indicating saturation of binding with increasing concentration.

The volume of distribution of trandolapril is about 18 liters. Total plasma clearances of trandolapril and trandolaprilat after approximately 2 mg IV doses are about 52 liters/hour and 7 liters/hour respectively. Renal clearance of trandolaprilat varies from 1-4 liters/hour, depending on dose.

#### **Special populations:**

**Pediatric** – Trandolapril pharmacokinetics have not been evaluated in patients <18 years of age.

**Geriatric and Gender** – Trandolapril pharmacokinetics have been investigated in the elderly (> 65 years) and in both genders. The plasma concentration of trandolapril is increased in elderly hypertensive patients, but the plasma concentration of trandolaprilat and inhibition of ACE activity are similar in elderly and young hypertensive patients. The pharmacokinetics of trandolapril and trandolaprilat and inhibition of ACE activity are similar in male and female elderly hypertensive patients.

**Race** – Pharmacokinetic differences have not been evaluated in different races.

**Renal Insufficiency** – Compared to normal subjects, the plasma concentrations of trandolapril and trandolaprilat are approximately 2-fold greater and renal clearance is reduced by about 85% in patients with creatinine clearance below 30 ml/min and in patients on hemodialysis. Dosage adjustment is recommended in renally impaired patients. (See **DOSAGE AND ADMINISTRATION**.)

**Hepatic Insufficiency** – Following oral administration in patients with mild to moderate alcoholic cirrhosis, plasma concentrations of trandolapril and trandolaprilat were, respectively, 9-fold and 2-fold greater than in normal subjects, but inhibition of ACE activity was not affected. Lower doses should be considered in patients with hepatic insufficiency. (See **DOSAGE AND ADMINISTRATION**.)

**Drug Interactions** – Trandolapril did not affect the plasma concentration (pre-dose and 2 hours post-dose) of oral digoxin (0.25 mg). Coadministration of trandolapril and cimetidine led to an increase of about 44% in  $C_{max}$  for trandolapril, but no difference in the pharmacokinetics of trandolaprilat or in ACE inhibition. Coadministration of trandolapril and furosemide led to an increase of about 25% in the renal clearance of trandolaprilat, but no effect was seen on the pharmacokinetics of furosemide or trandolaprilat or on ACE inhibition.

### **Pharmacodynamics and Clinical Effects:**

A single 2-mg dose of MAVIK produces 70 to 85% inhibition of plasma ACE activity at 4 hours with about 10% decline at 24 hours and about half the effect manifest at 8 days. Maximum ACE inhibition is achieved with a plasma trandolaprilat concentration of 2 ng/mL. ACE inhibition is a function of trandolaprilat concentration, not trandolapril concentration. The effect of trandolapril on exogenous angiotensin I was not measured.

### **Hypertension:**

Four placebo-controlled dose response studies were conducted using once-daily oral dosing of MAVIK in doses from 0.25 to 16 mg per day in 827 black and non-black patients with mild to moderate hypertension. The minimal effective once-daily dose was 1 mg in non-black patients and 2 mg in black patients. Further decreases in trough supine diastolic blood pressure were obtained in non-black patients with higher doses, and no further response was seen with doses above 4 mg (up to 16 mg). The antihypertensive effect diminished somewhat at the end of the dosing interval, but trough/peak ratios are well above 50% for all effective doses. There was a slightly greater effect on the diastolic pressure, but no difference on systolic pressure with b.i.d. dosing. During chronic therapy, the maximum reduction in blood pressure with any dose is achieved within one week. Following 6 weeks of monotherapy in placebo-controlled trials in patients with mild to moderate hypertension, once-daily doses of 2 to 4 mg lowered supine or standing systolic/diastolic blood pressure 24 hours after dosing by an average 7-10/4-5 mmHg below placebo responses in non-black patients. Once-daily doses of 2 to 4 mg lowered blood pressure 4-6/3-4 mmHg in black patients. Trough to peak ratios for effective doses ranged from 0.5 to 0.9. There were no differences in response between men and women, but responses were somewhat greater in patients under 60 than in patients over 60 years old. Abrupt withdrawal of MAVIK has not been associated with a rapid increase in blood pressure.

Administration of MAVIK to patients with mild to moderate hypertension results in a reduction of supine, sitting and standing blood pressure to about the same extent without compensatory tachycardia.

Symptomatic hypotension is infrequent, although it can occur in patients who are salt- and/or volume-depleted. (See **WARNINGS**.) Use of MAVIK in combination with thiazide diuretics gives a blood pressure lowering effect greater than that seen with either agent alone, and the additional effect of trandolapril is similar to the effect of monotherapy.

### **Heart Failure Post Myocardial Infarction or Left Ventricular Dysfunction Post Myocardial Infarction:**

The Trandolapril Cardiac Evaluation (TRACE) Trial was a Danish, 27-center, double-blind, placebo controlled, parallel-group study of the effect of trandolapril on all-cause mortality in stable patients with echocardiographic evidence of left ventricular dysfunction 3 to 7 days after a myocardial infarction. Subjects with residual ischemia or overt heart failure were included. Patients tolerant of a test dose of 1 mg trandolapril were randomized to placebo (n=873) or trandolapril (n=876) and followed for 24 months. Among patients randomized to trandolapril, who began treatment on 1 mg, 62% were successfully titrated to a target dose of 4 mg once daily over a period of weeks. The use of trandolapril was associated with a 16% reduction in the risk of all-cause mortality (p=0.042), largely cardiovascular mortality. Trandolapril was also associated with a 20% reduction in the risk of progression of heart failure (p=0.047), defined by a time-to-first-event analysis of death attributed to heart failure, hospitalization for heart failure, or requirement for open-label ACE inhibitor for the treatment of heart failure. There was no significant effect of treatment on other end-points: subsequent hospitalization, incidence of recurrent myocardial infarction, exercise tolerance, ventricular function, ventricular dimensions, or NYHA class.

The population in TRACE was entirely Caucasian and had less usage than would be typical in a U.S. population of other post-infarction interventions: 42% thrombolysis, 16% beta-adrenergic blockade, and 6.7% PTCA or CABG during the entire period of follow-up. Blood pressure control, especially in the placebo group, was poor: 47 to 53% of patients randomized to placebo and 32 to 40% of patients randomized to trandolapril had blood pressures >140/95 at 90-day follow-up visits.



## **INDICATIONS AND USAGE**

### **Hypertension:**

MAVIK is indicated for the treatment of hypertension. It may be used alone or in combination with other antihypertensive medication such as hydrochlorothiazide.

In considering the use of MAVIK, it should be noted that in controlled trials ACE inhibitors (for which adequate data are available) cause a higher rate of angioedema in black than in non-black patients. (See **Warnings - Angioedema**.)

When using MAVIK, consideration should be given to the fact that another angiotensin converting enzyme inhibitor, captopril, has caused agranulocytosis, particularly in patients with renal impairment or collagen-vascular disease. Available data are insufficient to show that MAVIK does not have a similar risk. (See **WARNINGS**.)

### **Heart Failure Post Myocardial Infarction or Left-Ventricular Dysfunction Post Myocardial Infarction:**

MAVIK is indicated in stable patients who have evidence of left-ventricular systolic dysfunction (identified by wall motion abnormalities) or who are symptomatic from congestive heart failure within the first few days after sustaining acute myocardial infarction. Administration of trandolapril to Caucasian patients has been shown to decrease the risk of death (principally cardiovascular death) and to decrease the risk of heart failure-related hospitalization (See **CLINICAL PHARMACOLOGY - Heart Failure or Left-Ventricular Dysfunction Post Myocardial Infarction** for details of the survival trial.)

## **CONTRAINDICATIONS**

MAVIK is contraindicated in patients who are hypersensitive to this product and in patients with a history of angioedema related to previous treatment with an ACE inhibitor.

## **WARNINGS**

### **Anaphylactoid and Possibly Related Reactions:**

Presumably because angiotensin converting enzyme inhibitors affect the metabolism of eicosanoids and polypeptides, including endogenous bradykinin, patients receiving ACE inhibitors, including MAVIK, may be subject to a variety of adverse reactions, some of them serious.

*Anaphylactoid Reactions During Desensitization* – Two patients undergoing desensitizing treatment with hymenoptera venom while receiving ACE inhibitors sustained life-threatening anaphylactoid reactions. In the same patients, these reactions did not occur when ACE inhibitors were temporarily withheld, but they reappeared when the ACE inhibitors were inadvertently readministered.

*Anaphylactoid Reactions During Membrane Exposure* – Anaphylactoid reactions have been reported in patients dialyzed with high-flux membranes and treated concomitantly with an ACE inhibitor. Anaphylactoid reactions have also been reported in patients undergoing low-density lipoprotein apheresis with dextran sulfate absorption.

### **Head and Neck Angioedema:**

Angioedema of the face, extremities, lips, tongue, glottis, and larynx has been reported in patients treated with ACE inhibitors including MAVIK. Symptoms suggestive of angioedema or facial edema occurred in 0.13% of MAVIK-treated patients. Two of the four cases were life-threatening and resolved without treatment or with medication (corticosteroids). Angioedema associated with laryngeal edema can be fatal. If laryngeal stridor or angioedema of the face, tongue or glottis occurs, treatment with MAVIK should be discontinued immediately, the patient treated in accordance with accepted medical care and carefully observed until the swelling disappears. In instances where swelling is confined to the face and lips, the condition generally resolves without treatment; antihistamines may be useful in relieving symptoms. **Where there is involvement of the tongue, glottis, or larynx, likely to cause airway obstruction, emergency therapy, including but not limited to subcutaneous epinephrine solution 1:1,000 (0.3 to 0.5 mL) should be promptly administered.** (See **PRECAUTIONS - Information for Patients and ADVERSE REACTIONS.**)

### **Intestinal Angioedema:**

Intestinal angioedema has been reported in patients treated with ACE inhibitors. These patients presented with abdominal pain (with or without nausea or vomiting); in some cases there was no prior history of facial angioedema and C-1 esterase levels were normal. The angioedema was diagnosed by procedures including abdominal CT scan or ultrasound, or at surgery, and symptoms resolved after stopping the ACE inhibitor. Intestinal angioedema should be included in the differential diagnosis of patients on ACE inhibitors presenting with abdominal pain.

### **Hypotension:**

MAVIK can cause symptomatic hypotension. Like other ACE inhibitors, MAVIK has only rarely been associated with symptomatic hypotension in uncomplicated hypertensive patients. Symptomatic hypotension is most likely to occur in patients who have been salt- or volume-depleted as a result of prolonged treatment with diuretics, dietary salt restriction, dialysis, diarrhea, or vomiting. Volume and/or salt depletion should be corrected before initiating treatment with MAVIK. (See **PRECAUTIONS - Drug Interactions, and ADVERSE REACTIONS.**) In controlled and uncontrolled studies, hypotension was reported as an adverse event in 0.6% of patients and led to discontinuations in 0.1% of patients.

In patients with concomitant congestive heart failure, with or without associated renal insufficiency, ACE inhibitor therapy may cause excessive hypotension, which may be associated with oliguria or azotemia, and rarely, with acute renal failure and death. In such patients, MAVIK therapy should be started at the recommended dose under close medical supervision. These patients should be followed closely during the first 2 weeks of treatment and, thereafter, whenever the dosage of MAVIK or diuretic is increased. (See **DOSAGE AND ADMINISTRATION.**) Care in avoiding hypotension should also be taken in patients with ischemic heart disease, aortic stenosis, or cerebrovascular disease.

If symptomatic hypotension occurs, the patient should be placed in the supine position and, if necessary, normal saline may be administered intravenously. A transient hypotensive response is not a contraindication to further doses; however, lower doses of MAVIK or reduced concomitant diuretic therapy should be considered.

### **Neutropenia/Agranulocytosis:**

Another ACE inhibitor, captopril, has been shown to cause agranulocytosis and bone marrow depression rarely in patients with uncomplicated hypertension, but more frequently in patients with renal impairment, especially if they also have a collagen-vascular disease such as systemic lupus erythematosus or scleroderma. Available data from clinical trials oftrandolapril are insufficient to show thattrandolapril does not cause agranulocytosis at similar rates. As with other ACE inhibitors, periodic monitoring of white blood cell counts in patients with collagen-vascular disease and/or renal disease should be considered.

### **Hepatic Failure:**

ACE inhibitors rarely have been associated with a syndrome of cholestatic jaundice, fulminant hepatic necrosis, and death. The mechanism of this syndrome is not understood. Patients receiving ACE inhibitors who develop jaundice should discontinue the ACE inhibitor and receive appropriate medical follow-up.

### **Fetal/Neonatal Morbidity and Mortality:**

ACE inhibitors can cause fetal and neonatal morbidity and death when administered to pregnant women. Several dozen cases have been reported in the world literature. When pregnancy is detected, ACE inhibitors should be discontinued as soon as possible.

The use of ACE inhibitors during the second and third trimesters of pregnancy has been associated with fetal and neonatal injury, including hypotension, neonatal skull hypoplasia, anuria, reversible or irreversible renal failure, and death. Oligohydramnios has also been reported, presumably resulting from decreased fetal renal function; oligohydramnios in this setting has been associated with fetal limb contractures, craniofacial deformation, and hypoplastic lung development. Prematurity, intrauterine growth retardation, and patent ductus arteriosus have also been reported, although it is not clear whether these occurrences were due to the ACE inhibitor exposure.

These adverse effects do not appear to have resulted from intrauterine ACE-inhibitor exposure that has been limited to the first trimester. Mothers whose embryos and fetuses are exposed to ACE inhibitors only during the first trimester should be so informed. Nonetheless, when patients become pregnant, physicians should make every effort to discontinue the use of trandolapril as soon as possible.

Rarely (probably less often than once in every thousand pregnancies), no alternative to ACE inhibitors will be found. In these rare cases, the mothers should be apprised of the potential hazards to their fetuses, and serial ultrasound examinations should be performed to assess the intra-amniotic environment.

If oligohydramnios is observed, trandolapril should be discontinued unless it is considered life-saving for the mother. Contraction stress testing (CST), a non-stress test (NST), or biophysical profiling (BPP) may be appropriate, depending upon the week of pregnancy.

Patients and physicians should be aware, however, that oligohydramnios may not appear until after the fetus has sustained irreversible injury.

Infants with histories of *in utero* exposure to ACE inhibitors should be closely observed for hypotension, oliguria, and hyperkalemia. If oliguria occurs, attention should be directed toward support of blood pressure and renal perfusion. Exchange transfusions or dialysis may be required as a means of reversing hypotension and/or substituting for disordered renal function.

Doses of 0.8 mg/kg/day (9.4 mg/m<sup>2</sup>/day) in rabbits, 1000 mg/kg/day (7000 mg/m<sup>2</sup>/day) in rats, and 25 mg/kg/day (295 mg/m<sup>2</sup>/day) in cynomolgus monkeys did not produce teratogenic effects. These doses represent 10 and 3 times (rabbits), 1250 and 2564 times (rats), and 312 and 108 times (monkeys) the maximum projected human dose of 4 mg based on body-weight and body-surface-area, respectively assuming a 50 kg woman.



## **PRECAUTIONS**

### **General**

#### **Impaired Renal Function:**

As a consequence of inhibiting the renin-angiotensin-aldosterone system, changes in renal function may be anticipated in susceptible individuals. In patients with severe heart failure whose renal function may depend on the activity of the renin-angiotensin-aldosterone system, treatment with ACE inhibitors, including MAVIK® (trandolapril), may be associated with oliguria and/or progressive azotemia and rarely with acute renal failure and/or death.

In hypertensive patients with unilateral or bilateral renal artery stenosis, increases in blood urea nitrogen and serum creatinine have been observed in some patients following ACE inhibitor therapy. These increases were almost always reversible upon discontinuation of the ACE inhibitor and/or diuretic therapy. In such patients, renal function should be monitored during the first few weeks of therapy.

Some hypertensive patients with no apparent preexisting renal vascular disease have developed increases in blood urea and serum creatinine, usually minor and transient, especially when ACE inhibitors have been given concomitantly with a diuretic. This is more likely to occur in patients with preexisting renal impairment. Dosage reduction and/or discontinuation of any diuretic and/or the ACE inhibitor may be required.

**Evaluation of hypertensive patients should always include assessment of renal function. (See DOSAGE AND ADMINISTRATION.)**

#### **Hyperkalemia and Potassium-sparing Diuretics:**

In clinical trials, hyperkalemia (serum potassium > 6.00 mEq/L) occurred in approximately 0.4% of hypertensive patients receiving MAVIK. In most cases, elevated serum potassium levels were isolated values, which resolved despite continued therapy. None of these patients were discontinued from the trials because of hyperkalemia. Risk factors for the development of hyperkalemia include renal insufficiency, diabetes mellitus, and the concomitant use of potassium-sparing diuretics, potassium supplements, and/or potassium-containing salt substitutes, which should be used cautiously, if at all, with MAVIK. (See **PRECAUTIONS - Drug Interactions.**)

**Cough:**

Presumably due to the inhibition of the degradation of endogenous bradykinin, persistent nonproductive cough has been reported with all ACE inhibitors, always resolving after discontinuation of therapy. ACE inhibitor-induced cough should be considered in the differential diagnosis of cough. In controlled trials of trandolapril, cough was present in 2% of trandolapril patients and 0% of patients given placebo. There was no evidence of a relationship to dose.

**Surgery/Anesthesia:**

In patients undergoing major surgery or during anesthesia with agents that produce hypotension, MAVIK will block angiotensin II formation secondary to compensatory renin release. If hypotension occurs and is considered to be due to this mechanism, it can be corrected by volume expansion.

**INFORMATION FOR PATIENTS****Angioedema:**

Angioedema, including laryngeal edema, may occur at any time during treatment with ACE inhibitors, including MAVIK. Patients should be so advised and told to report immediately any signs or symptoms suggesting angioedema (swelling of face, extremities, eyes, lips, tongue, difficulty in swallowing or breathing) and to stop taking the drug until they have consulted with their physician. (See **WARNINGS** and **ADVERSE REACTIONS**.)

**Symptomatic Hypotension:**

Patients should be cautioned that light-headedness can occur, especially during the first days of MAVIK therapy, and should be reported to a physician. If actual syncope occurs, patients should be told to stop taking the drug until they have consulted with their physician. (See **WARNINGS**.)

All patients should be cautioned that inadequate fluid intake, excessive perspiration, diarrhea, or vomiting, resulting in reduced fluid volume, may precipitate an excessive fall in blood pressure with the same consequences of light-headedness and possible syncope.

Patients planning to undergo any surgery and/or anesthesia should be told to inform their physician that they are taking an ACE inhibitor that has a long duration of action.

**Hyperkalemia:**

Patients should be told not to use potassium supplements or salt substitutes containing potassium without consulting their physician. (See **PRECAUTIONS**.)

**Neutropenia:**

Patients should be told to report promptly any indication of infection (e.g., sore throat, fever) which could be a sign of neutropenia.

**Pregnancy:**

Female patients of childbearing age should be told about the consequences of second- and third-trimester exposure to ACE inhibitors, and they should also be told that these consequences do not appear to have resulted from intrauterine ACE-inhibitor exposure that has been limited to the first trimester. These patients should be asked to report pregnancies to their physicians as soon as possible.

NOTE: As with many other drugs, certain advice to patients being treated with MAVIK is warranted. This information is intended to aid in the safe and effective use of this medication. It is not a disclosure of all possible adverse or intended effects.

**DRUG INTERACTIONS****Concomitant Diuretic Therapy:**

As with other ACE inhibitors, patients on diuretics, especially those on recently instituted diuretic therapy, may experience an excessive reduction of blood pressure after initiation of therapy with MAVIK. The possibility of exacerbation of hypotensive effects with MAVIK may be minimized by either discontinuing the diuretic or cautiously increasing salt intake prior to initiation of treatment with MAVIK. If it is not possible to discontinue the diuretic, the starting dose of trandolapril should be reduced. (See **DOSAGE AND ADMINISTRATION**.)

**Agents Increasing Serum Potassium:**

Trandolapril can attenuate potassium loss caused by thiazide diuretics and increase serum potassium when used alone. Use of potassium-sparing diuretics (spironolactone, triamterene, or amiloride), potassium supplements, or potassium-containing salt substitutes concomitantly with ACE inhibitors can increase the risk of hyperkalemia. If concomitant use of such agents is indicated, they should be used with caution and with appropriate monitoring of serum potassium. (See **PRECAUTIONS**.)

**Lithium:**

Increased serum lithium levels and symptoms of lithium toxicity have been reported in patients receiving concomitant lithium and ACE inhibitor therapy. These drugs should be coadministered with caution, and frequent monitoring of serum lithium levels is recommended. If a diuretic is also used, the risk of lithium toxicity may be increased.

**Gold:**

Nitritoid reactions (symptoms include facial flushing, nausea, vomiting and hypotension) have been reported rarely in patients on therapy with injectable gold (sodium aurothiomalate) and concomitant ACE inhibitor therapy including MAVIK.

**Other:**

No clinically significant interaction has been found between trandolapril and food, cimetidine, digoxin, or furosemide. The anticoagulant effect of warfarin was not significantly changed by trandolapril.

**Carcinogenesis, Mutagenesis, Impairment of Fertility:**

Long-term studies were conducted with oral trandolapril administered by gavage to mice (78 weeks) and rats (104 and 106 weeks). No evidence of carcinogenic potential was seen in mice dosed up to 25 mg/kg/day (85 mg/m<sup>2</sup>/day) or rats dosed up to 8 mg/kg/day (60 mg/m<sup>2</sup>/day). These doses are 313 and 32 times (mice), and 100 and 23 times (rats) the maximum recommended human daily dose (MRHDD) of 4 mg based on body-weight and body-surface-area, respectively assuming a 50 kg individual. The genotoxic potential of trandolapril was evaluated in the microbial mutagenicity (Ames) test, the point mutation and chromosome aberration assays in Chinese hamster V79 cells, and the micronucleus test in mice. There was no evidence of mutagenic or clastogenic potential in these *in vitro* and *in vivo* assays.

Reproduction studies in rats did not show any impairment of fertility at doses up to 100 mg/kg/day (710 mg/m<sup>2</sup>/day) of trandolapril, or 1250 and 260 times the MRHDD on the basis of body-weight and body-surface-area, respectively.

**Pregnancy:**

**Pregnancy Categories C (first trimester) and D (second and third trimesters):** (See WARNINGS - Fetal/Neonatal Morbidity and Mortality.)

**Nursing Mothers:**

Radiolabeled trandolapril or its metabolites are secreted in rat milk. MAVIK should not be administered to nursing mothers.

**Geriatric Use:**

In placebo-controlled studies of MAVIK, 31.1% of patients were 60 years and older, 20.1% were 65 years and older, and 2.3% were 75 years and older. No overall differences in effectiveness or safety were observed between these patients and younger patients. (Greater sensitivity of some older individual patients cannot be ruled out).

**Pediatric Use:**

The safety and effectiveness of MAVIK in pediatric patients have not been established.

**ADVERSE REACTIONS**

The safety experience in U.S. placebo-controlled trials included 1067 hypertensive patients, of whom 831 received MAVIK. Nearly 200 hypertensive patients received MAVIK for over one year in open-label trials. In controlled trials, withdrawals for adverse events were 2.1% on placebo and 1.4% on MAVIK. Adverse events considered at least possibly related to treatment occurring in 1% of MAVIK-treated patients and more common on MAVIK than placebo, pooled for all doses, are shown below, together with the frequency of discontinuation of treatment because of these events.

**ADVERSE EVENTS IN PLACEBO-CONTROLLED HYPERTENSION TRIALS**

Occurring at 1% or greater

	MAVIK (N=832) % Incidence (% Discontinuance)	PLACEBO (N=237) % Incidence (% Discontinuance)
Cough	1.9 (0.1)	0.4 (0.4)
Dizziness	1.3 (0.2)	0.4 (0.4)
Diarrhea	1.0 (0.0)	0.4 (0.0)

Headache and fatigue were all seen in more than 1% of MAVIK-treated patients but were more frequently seen on placebo. Adverse events were not usually persistent or difficult to manage.

**Left Ventricular Dysfunction Post Myocardial Infarction:**

Adverse reactions related to MAVIK occurring at a rate greater than that observed in placebo-treated patients with left ventricular dysfunction, are shown below. The incidences represent the experiences from the TRACE study. The follow-up time was between 24 and 50 months for this study.

**Percentage of Patients with Adverse Events Greater Than Placebo  
Placebo-Controlled (TRACE)  
Mortality Study**

Adverse Event	Trandolapril N=876	Placebo N=873
Cough	35	22
Dizziness	23	17
Hypotension	11	6.8
Elevated serum uric acid	15	13
Elevated BUN	9.0	7.6
PICA or CABG	7.3	6.1
Dyspepsia	6.4	6.0
Syncope	5.9	3.3
Hyperkalemia	5.3	2.8
Bradycardia	4.7	4.4
Hypocalcemia	4.7	3.9
Myalgia	4.7	3.1
Elevated creatinine	4.7	2.4
Gastritis	4.2	3.6
Cardiogenic shock	3.8	<2
Intermittent claudication	3.8	<2
Stroke	3.3	3.2
Asthenia	3.3	2.6

Clinical adverse experiences possibly or probably related or of uncertain relationship to therapy occurring in 0.3% to 1.0% (except as noted) of the patients treated with MAVIK (with or without concomitant calcium ion antagonist or diuretic) in controlled or uncontrolled trials (N=1134) and less frequent, clinically significant events seen in clinical trials or post-marketing experience (the rarer events are in italics) include (listed by body system):

**General Body Function:** chest pain.

**Cardiovascular:** AV first degree block, bradycardia, edema, flushing, hypotension, palpitations.

**Central Nervous System:** drowsiness, insomnia, paresthesia, vertigo.

**Dermatologic:** pruritus, rash, pemphigus.

**Eye, Ear, Nose, Throat:** epistaxis, throat inflammation, upper respiratory tract infection.

**Emotional, Mental, Sexual States:** anxiety, impotence, decreased libido.

**Gastrointestinal:** abdominal distention, abdominal pain/cramps, constipation, dyspepsia, diarrhea, vomiting, *pancreatitis*.

**Hemopoietic:** *decreased leukocytes, decreased neutrophils.*

**Metabolism and Endocrine:** *increased creatinine, increased potassium,* increased SGPT (ALT).

**Musculoskeletal System:** extremity pain, muscle cramps, gout.

**Pulmonary:** dyspnea.

**Angioedema:** Angioedema has been reported in 4 (0.13%) patients receiving MAVIK in U.S. and foreign studies. Angioedema associated with laryngeal edema may be fatal. If angioedema of the face, extremities, lips, tongue, glottis, and/or larynx occurs, treatment with MAVIK should be discontinued and appropriate therapy instituted immediately. (See **WARNINGS**.)

**Hypotension:** In hypertensive patients, symptomatic hypotension occurred in 0.6% and near syncope occurred in 0.2%. Hypotension or syncope was a cause for discontinuation of therapy in 0.1% of hypertensive patients.

**Fetal/Neonatal Morbidity and Mortality:** (See **WARNINGS - Fetal Neonatal Morbidity and Mortality**.)

**Cough:** (See **PRECAUTIONS - Cough**.)

Clinical Laboratory Test Findings

**Hematology:** (See **WARNINGS**.) Low white blood cells, low neutrophils, low lymphocytes, thrombocytopenia.

**Serum Electrolytes:** Hyperkalemia (See **PRECAUTIONS**) hyponatremia.

**Creatinine and Blood Urea Nitrogen:** Increases in creatinine levels occurred in 1.1% of patients receiving MAVIK alone and 7.3% of patients treated with MAVIK, a calcium ion antagonist and a diuretic. Increases in blood urea nitrogen levels occurred in 0.6% of patients receiving MAVIK alone and 1.4% of patients receiving MAVIK, a calcium ion antagonist, and a diuretic. None of these increases required discontinuation of treatment. Increases in these laboratory values are more likely to occur in patients with renal insufficiency or those pretreated with a diuretic and, based on experience with other ACE inhibitors, would be expected to be especially likely in patients with renal artery stenosis. (See **PRECAUTIONS** and **WARNINGS**.)

**Liver Function Tests:** Occasional elevation of transaminases at the rate of 3X upper normals occurred in 0.8% of patients and persistent increase in bilirubin occurred in 0.2% of patients. Discontinuation for elevated liver enzymes occurred in 0.2% of patients.

**Other:** Another potentially important adverse experience, eosinophilic pneumonitis, has been attributed to other ACE inhibitors.



## **OVERDOSAGE**

No data are available with respect to overdosage in humans. The oral LD<sub>50</sub> of trandolapril in mice was 4875 mg/Kg in males and 3990 mg/Kg in females. In rats, an oral dose of 5000 mg/Kg caused low mortality (1 male out of 5; 0 females). In dogs, an oral dose of 1000 mg/Kg did not cause mortality and abnormal clinical signs were not observed. In humans the most likely clinical manifestation would be symptoms attributable to severe hypotension.

Laboratory determinations of serum levels of trandolapril and its metabolites are not widely available, and such determinations have, in any event, no established role in the management of trandolapril overdose. No data are available to suggest that physiological maneuvers (e.g., maneuvers to change the pH of the urine) might accelerate elimination of trandolapril and its metabolites. Trandolaprilat is removed by hemodialysis. Angiotensin II could presumably serve as a specific antagonist antidote in the setting of trandolapril overdose, but angiotensin II is essentially unavailable outside of scattered research facilities. Because the hypotensive effect of trandolapril is achieved through vasodilation and effective hypovolemia, it is reasonable to treat trandolapril overdose by infusion of normal saline solution.



## **DOSAGE AND ADMINISTRATION**

### **Hypertension:**

The recommended initial dosage of MAVIK for patients not receiving a diuretic is 1 mg once daily in non-black patients and 2 mg in black patients. Dosage should be adjusted according to the blood pressure response. Generally, dosage adjustments should be made at intervals of at least 1 week. Most patients have required dosages of 2 to 4 mg once daily. There is little clinical experience with doses above 8 mg.

Patients inadequately treated with once-daily dosing at 4 mg may be treated with twice-daily dosing. If blood pressure is not adequately controlled with MAVIK monotherapy, a diuretic may be added.

In patients who are currently being treated with a diuretic, symptomatic hypotension occasionally can occur following the initial dose of MAVIK. To reduce the likelihood of hypotension, the diuretic should, if possible, be discontinued two to three days prior to beginning therapy with MAVIK®. (See **WARNINGS**.) Then, if blood pressure is not controlled with MAVIK alone, diuretic therapy should be resumed. If the diuretic cannot be discontinued, an initial dose of 0.5 mg MAVIK should be used with careful medical supervision for several hours until blood pressure has stabilized. The dosage should subsequently be titrated (as described above) to the optimal response. (See **WARNINGS**, **PRECAUTIONS**, and **DRUG INTERACTIONS**.)

Concomitant administration of MAVIK with potassium supplements, potassium salt substitutes, or potassium sparing diuretics can lead to increases of serum potassium. (See **PRECAUTIONS**.)

### **Heart Failure Post Myocardial Infarction or Left-Ventricular Dysfunction Post Myocardial Infarction:**

The recommended starting dose is 1 mg, once daily. Following the initial dose, all patients should be titrated (as tolerated) toward a target dose of 4 mg, once daily. If a 4 mg dose is not tolerated, patients can continue therapy with the greatest tolerated dose.




### **Dosage Adjustment in Renal Impairment or Hepatic Cirrhosis:**

For patients with a creatinine clearance <30 mL/min. or with hepatic cirrhosis, the recommended starting dose, based on clinical and pharmacokinetic data, is 0.5 mg daily. Patients should subsequently have their dosage titrated (as described above) to the optimal response.



## HOW SUPPLIED

MAVIK® (trandolapril tablets) are supplied as follows:

- 1 mg tablet – salmon colored, round shaped, scored, compressed tablets, with  on one side and Abbo-Code identification letters FT on the other side.
  - NDC 0074-2278-13 - bottles of 100
  - NDC 0074-2278-11 - unit dose packs of 100
- 2 mg tablet – yellow colored, round shaped, compressed tablets, with  on one side and Abbo-Code identification letters FX on the other side.
  - NDC 0074-2279-13 - bottles of 100
  - NDC 0074-2279-11 - unit dose packs of 100
- 4 mg tablet – rose colored, round shaped, compressed tablets, with  on one side and Abbo-Code identification letters FZ on the other side.
  - NDC 0074-2280-13 - bottles of 100
  - NDC 0074-2280-11 - unit dose packs of 100

Dispense in well-closed container with safety closure.

**Storage:** Store at controlled room temperature: 20-25°C (68-77°F) see USP.

Ref: 03-A246-R3

Revised: June, 2009

Manufactured by  
Halo Pharmaceutical Inc.  
Whippany, N.J. 07981, U.S.A.

for  
Abbott Laboratories  
North Chicago, IL 60064, U.S.A.



620-261213 MASTER